



Axon Auto-Transcribe, Report Writer & Draft One

Policy & Usage Requirements

Q1 2025



CSPD: CHIEF'S PRINCIPLES

In all we do, Colorado Springs Police Department members will display:

- Responsiveness
- Excellence
- Humility
- Honor

Axon Auto-Transcribe and Draft One are major technology transitions for CSPD, so focusing on these values during use is critical to our continued success and relationship with our community.



RESPONSIVENESS

To the needs of our citizens and internal customers by treating people well. Concentrate on what we can do and work to solve problems that our community cares about. The simplest of courtesies goes a long way.



EXCELLENCE

This requires personal accountability for the work you do each day. To achieve organizational excellence, we should maintain the highest level of professional standards in all the areas while striving to implement identified best practices in policing.



HUMILITY

Putting others before self. Remember we derive our powers from the citizens we serve. When we perform our duties with humility, we are approachable, respectful and compassionate.



HONOR

The adherence to high moral principles with the absence of deceit; conforming to what is considered morally right; resisting being influenced by others.

CHIEF'S PRINCIPLES





CSPD: DEPARTMENT VALUES

- We prioritize the sanctity of human life in all we do.
- We are committed to protecting the Constitutional Rights of all individuals.
- We are committed to treating others with fairness, respect, and dignity.
- We believe our core functions are to prioritize community safety, prevent crime, and to deliver vigorous law enforcement service when crime occurs.
- We support an organizational climate that promotes employee wellness and resilience.

Machine learning and artificial intelligence systems in law enforcement have great promise, but we must remain focused on protecting individual rights and ensuring fair, ethical, and respectful treatment of those we serve.





CSPD: TRAINING TOPICS



General Order 1904

Use of Specialized Axon Systems



City Administrative Regulation
#2024-06

Generative Artificial Intelligence



Axon Auto-Transcribe



Axon Report Writer



Axon Draft One



Important Usage Requirements & Considerations





Policies & Procedures



CSPD: POLICY REVIEW

All users are required to review these documents to complete the training:

- CSPD General Order 1904
Use of Specialized Axon Systems
- City Administrative Regulation 2024-06
Generative Artificial Intelligence





CSPD: GENERAL ORDER 1904

Covers the use of specialized Axon systems within CSPD:

- Artificial intelligence and machine learning are not substitutes for human intelligence, critical thinking, judgment, professionalism, experience, ethics or knowledge.
- Use of artificial intelligence and machine learning systems will comply with all laws, regulations, ordinances, and City and CSPD policies and procedures.
- Any department member using an artificial intelligence or machine learning system will ensure any work generated is accurate, thorough, and of high quality.
- Documents created with Draft One or Auto-Transcribe must include the standard usage acknowledgment outlined in policy.

Employees using these systems are responsible for the accuracy and quality of the work produced and submitted.





CSPD: CITY ADMIN REGULATION 2024-06

In July 2024, Mayor Mobolade signed a City Administrative Regulation governing use of third-party artificial intelligence by City employees:

- Requirements of responsible and ethical use of artificial intelligence systems.
- Prohibits use of artificial intelligence systems for:
 - Operational decision making in legal and public safety matters.
 - Completing, editing, generating, or reviewing criminal justice documents or sensitive information, such as case reports, supplements, and citations.
- Auto-Transcribe and Draft One have been given an exception to this regulation and are approved for use by CSPD employees who have undergone training.





Axon Auto-Transcribe



CSPD: AXON AUTO-TRANSCRIBE

Requirements for use of Auto-Transcribe:

- Employees assigned to Investigations, Metro, or SED – Major Crash Team may use automated transcription in place of narrative case reports documenting interviews or contacts.
- The complete transcription will be attached as a PDF or combined into the employee's report detailing their other investigative work (e.g., actions before and after the contact, actions during the contact not of an audible nature, the location and time of the contact, any investigative steps taken or evidence collected).
- Use as reference material for other purposes is authorized.





CSPD: AXON AUTO-TRANSCRIBE

GO 1904:

The transcription must be a complete record of the entire contact transcribed.

Requirements
for use of
Auto-
Transcribe:

The original recording of the contact, regardless of format, must be submitted to and retained in the department's digital evidence system under the appropriate category.

The submitting employee must have conducted a full review of the transcription before its submission.

The submitting employee must have edited the transcription to correct any inaccuracies, unclear statements, or errors.

The submitting employee must have changed all speaker identifications to the name of the person to whom a statement is attributed (e.g., 'Speaker 1' in the transcript is changed throughout to 'Officer Smith').

The submitting employee must have verified the transcript in evidence.com.





CSPD: AXON AUTO-TRANSCRIBE

All documents with content generated by Auto-Transcribe must include the following statement at the beginning of the document:

Auto-Transcribe Acknowledgment (user-added):

This document was generated with assistance from Axon Auto-Transcribe, a tool that automatically generates audio transcripts. I have reviewed the document in detail, made any necessary edits, and believe it to be an accurate representation of the reported events.





CSPD: AXON AUTO-TRANSCRIBE

Axon Auto-Transcribe is available in evidence.com for all sworn and some civilian users:

All Axon BWC recordings (automatic)

All Axon Capture audio and video recordings with audio

All third-party audio and video recordings with audio



An item must have a retention category (felony, misdemeanor, traffic, etc.) for transcription to be available.

Manage Access

Inside My Agency

928 

EDIT

>

Manage Shares

Outside My Agency

0 

SHARE

>

Transcript

Clips & Markers

+ AUTO-TRANSCRIBE IN 5 MINUTES

 No location added 

METADATA

ASSIGNED TO:





CSPD: AXON AUTO-TRANSCRIBE



A transcription must be in evidence.com before Axon Draft One can be used on an item.



Axon device recordings (Axon body camera video) are automatically transcribed.



Any other items uploaded into evidence.com (interview room recordings, etc.) must be submitted for transcription through evidence.com.



Transcripts are available within ten minutes of an Axon device recording ending, or a request for transcription in evidence.com.

Transcript

People **BETA**

More ▾

[EDIT TRANSCRIPT](#)

Click to search transcript...



car (11)

truck (10)

plate (6)

stop (5)

court (4)

license (4)

driver (3)

+10

Traffic southbound on ramp to one 15 at Lake Colorado. Adam, David, Edward George, nine two. It's on a silver Ford pickup truck and the state is advising me. The plates aren't good. I'll advise for a moment. Good afternoon. I'm Officer Smith with the Police department. Do you know why I'm stopping you today?

12:08 PM / 03:02

I have an idea.

12:08 PM / 03:02

Why do you think I'm stopping you? Because

12:08 PM / 03:04

The truck is out a red.

12:09 PM / 03:05

Yeah, those plates don't belong on this truck,

12:09 PM / 03:08

Sir I first bought this truck. Okay





CSPD: AXON AUTO-TRANSCRIBE

The transcript is also available in the Axon iPhone application within 10 minutes of the recording ending.



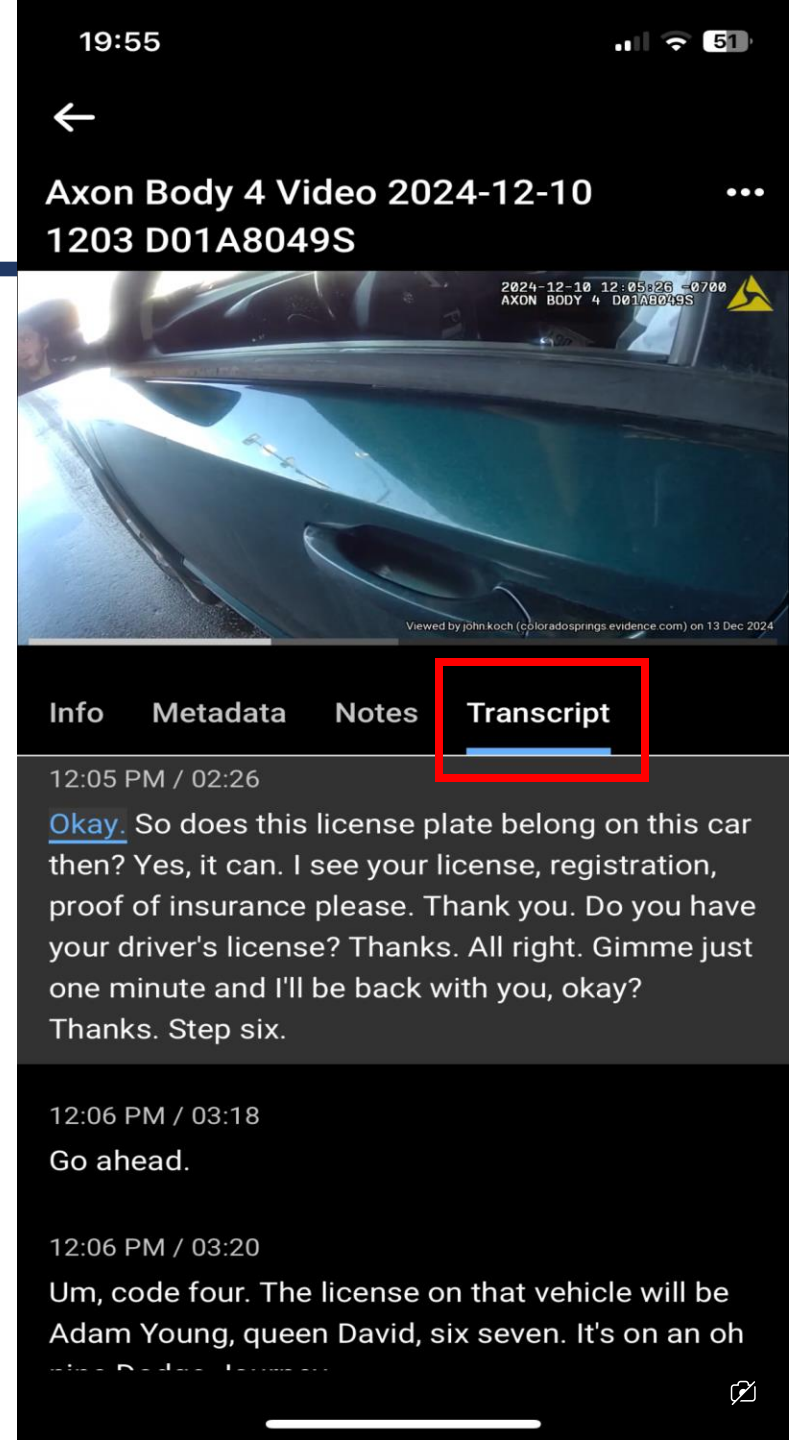
Click on the 'Transcript' tab of any recording you are reviewing to see the hyperlinked transcript.



The transcript cannot be edited in the Axon iPhone application; that must be done in evidence.com.




Click on any words in the transcript to be taken to that point of the recording.






CSPD: AXON AUTO-TRANSCRIBE

Any other item placed into evidence.com may be transcribed if the user submits a request while viewing that item in evidence.com:



Manage Access
Inside My Agency
928  [EDIT](#)

Manage Shares
Outside My Agency
0  [SHARE](#)

Transcript

Clips & Markers

+ AUTO-TRANSCRIBE IN 5 MINUTES

 No location added 

METADATA


ASSIGNED TO:



Auto-Transcribe

Press start to begin auto-transcribing your evidence. You will be able to view the auto-transcript once processing is complete.

Select the language you want to transcribe this file into.


TRANSCRIPT LANGUAGE
English (United States) 

Ready in 5 minutes


CANCEL

START





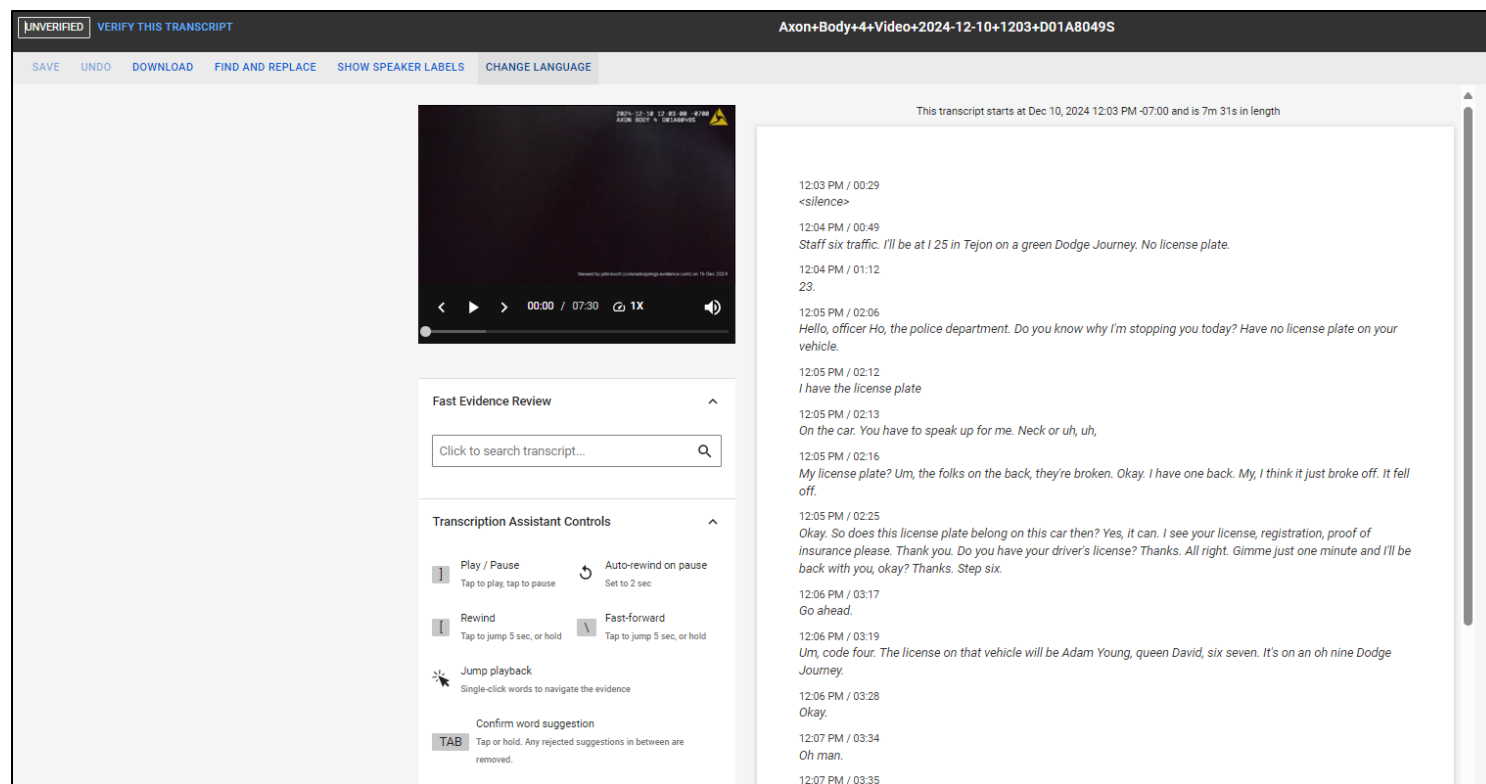
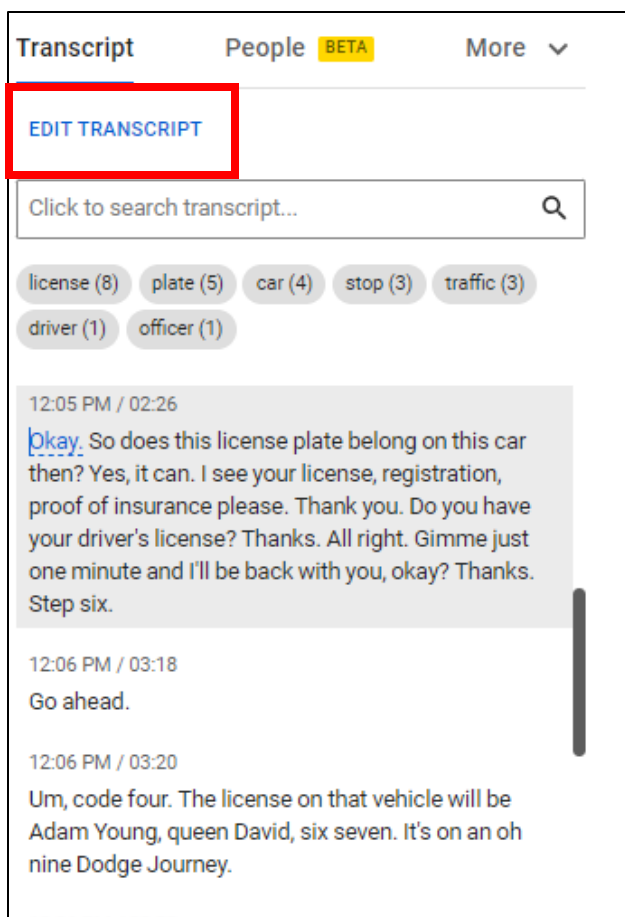
Your files are being auto-transcribed!
The system will send you an email when processing is complete.

OKAY 



CSPD: AXON AUTO-TRANSCRIBE

Transcripts can be edited once they are in evidence.com:



Multiple tools are available within the editing window, including Find & Replace, Speaker Labels, and skipping through the transcript. You can click any word to go to that point in the video.





CSPD: AXON AUTO-TRANSCRIBE

UNVERIFIED

VERIFY THIS TRANSCRIPT

Axon+Body+4+Video+2024-12-10+1203+D01A8049S

SAVE

UNDO

DOWNLOAD

FIND AND REPLACE

SHOW SPEAKER LABELS

CHANGE LANGUAGE

2024-12-10 12:03:00 - 01:10
AXON BODY 4 - 100-1000000000

00:00 / 07:30 1X

Fast Evidence Review

Click to search transcript...

Transcription Assistant Controls

Play / Pause

Auto-rewind on pause

Rewind

Fast-forward

Jump playback

Confirm word suggestion

This transcript starts at Dec 10, 2024 12:03 PM -07:00 and is 7m 31s in length

12:03 PM / 00:29

<silence>

12:04 PM / 00:49

Staff six traffic. I'll be at I 25 in Tejon on a green Dodge Journey. No license plate.

12:04 PM / 01:12

23.

12:05 PM / 02:06

Hello, officer Ho, the police department. Do you know why I'm stopping you today? Have no license plate on your vehicle.

12:05 PM / 02:12

I have the license plate

12:05 PM / 02:13

On the car. You have to speak up for me. Neck or uh, uh,

12:05 PM / 02:16

My license plate? Um, the folks on the back, they're broken. Okay. I have one back. My, I think it just broke off. It fell off.

12:05 PM / 02:25

Okay. So does this license plate belong on this car then? Yes, it can. I see your license, registration, proof of insurance please. Thank you. Do you have your driver's license? Thanks. All right. Gimme just one minute and I'll be back with you, okay? Thanks. Step six.

12:06 PM / 03:17

Go ahead.

12:06 PM / 03:19

Um, code four. The license on that vehicle will be Adam Young, queen David, six seven. It's on an oh nine Dodge Journey.

12:06 PM / 03:28

Okay.

12:07 PM / 03:34

Oh man.

12:07 PM / 03:35

Click on 'Show Speaker Labels' to display the speaker identifications.

Then, left-click on the label you wish to change and click 'Rename'.

Enter the name/title you want and press 'Enter'.



2024-12-10 12:05:00 - 02:25
AXON BODY 4 - 100-1000000000

00:00 / 07:30 1X

Speaker 2 12:05 PM / 02:25

Okay. So does this license plate belong on this car then? Yes, it can. I see your license, registration, proof of insurance please. Thank you. Do you have your driver's license? Thanks. All right. Gimme just one minute and I'll be back with you, okay? Thanks. Step six.

Speaker 1 12:06 PM / 03:17

Go ahead.

Speaker 2 12:06 PM / 03:19

Um, code four. The license on that vehicle will be Adam Young, queen David, six seven. It's on an oh nine Dodge Journey.


Speaker 3 12:06 PM / 03:28

Okay.



CSPD: AXON AUTO-TRANSCRIBE

[FIND AND REPLACE](#) [HIDE SPEAKER LABELS](#) [CHANGE LANGUAGE](#)



00:49 / 07:30 1X

Fast Evidence Review

Click to search transcript...

This transcript starts at Dec 10, 2024 12:03 PM -07:00 and is 7m 31s in length

Speaker 1 12:03 PM / 00:29
<silence>

Speaker 2 12:04 PM / 00:49
on a green Dodge Journey. No license plate.

Rename

New

SWITCH TO

Speaker 1


Speaker 2 ✓

Speaker 3

Speaker 4

Speaker 4 12:05 PM / 02:16





00:49 / 07:30 1X

Speaker 1 12:03 PM / 00:29
<silence>

Officer Smith 12:04 PM / 00:49
Staff six traffic. I'll be at I 25 in Tejon on a green Dodge Journey. No license plate.

Speaker 3 12:04 PM / 01:12
23.

Speaker 2 12:05 PM / 02:06



Officer Smith 12:05 PM / 02:25
Okay. So does this license plate belong on this car then? Yes, it can. I see y
insurance please. Thank you. Do you have your driver's license? Thanks. Al
back with you, okay? Thanks. Step six.

Speaker 1 12:06 PM / 03:17
Go ahead.

Officer Smith 12:06 PM / 03:19
Um, code four. The license on that vehicle will be Adam Young, queen Davi
Journey.

Speaker 3 12:06 PM / 03:28
Okay.

Speaker 1 12:07 PM / 03:34
Oh man.

Officer Smith 12:07 PM / 03:35
So freaking cold out.

Speaker 1 12:07 PM / 03:38
It is clear.

Speaker 3 12:07 PM / 03:39
53.

Officer Smith 12:07 PM / 03:41
Okay, thanks.



CSPD: AXON AUTO-TRANSCRIBE

UNVERIFIED VERIFY THIS TRANSCRIPT

SAVE UNDO DOWNLOAD FIND AND REPLACE SHOW SPEAKER LABELS CHANGE LANGUAGE

Axon+Body+4+Video+2024-12-10+1203+D01A8049S

This transcript starts at Dec 10, 2024 12:03 PM -07:00 and is 7m 31s in length

12:03 PM / 00:29
<silence>

12:04 PM / 00:49
Staff six traffic. I'll be at I 25 in Tejon on a green Dodge Journey. No license plate.

12:04 PM / 01:12
23.

12:05 PM / 02:00
Hello, officer Smith, the police department. Do you know why I'm stopping you today? Have no license plate on your vehicle.

12:05 PM / 02:13
I have the license plate

12:05 PM / 02:13
On the car. You have to speak up for me. Neck or uh, uh,

12:05 PM / 02:16
My license plate? Um, the folks on the back, they're broken. Okay. I have one back. My, I think it just broke off. It fell off.

12:05 PM / 02:25
Okay. So does this license plate belong on this car then? Yes, it can. I see your license, registration, proof of insurance please. Thank you. Do you have your driver's license? Thanks. All right. Gimme just one minute and I'll be

Fast Evidence Review

Click to search transcript...

Transcription Assistant Controls

Click on any words in the transcript to edit.

Then, click on 'Verify This Transcript' to verify a completed transcript.

You may then download a Word document of the completed transcript with the 'Download' button.

UNVERIFIED VERIFY THIS TRANSCRIPT

SAVE UNDO DOWNLOAD FIND AND REPLACE SHOW SPEAKER LABELS CHANGE LANGUAGE

2024-12-10 12:03:00 -07:00
AXON BODY 4 D01A8049S

UNVERIFIED VERIFY THIS TRANSCRIPT

SAVE UNDO DOWNLOAD FIND AND REPLACE SHOW SPEAKER LABELS CHANGE LANGUAGE

2024-12-10 12:03:00 -07:00
AXON BODY 4 D01A8049S



CSPD: AXON AUTO-TRANSCRIBE

Download Transcript

LINE NUMBER FORMAT

Continuous

LINE SPACING

Single space

INDENTATION

No indentation

☒ Show timestamps

☒ Show page numbers

☒ Line break between speakers

☒ Bold speaker names

☒ Colon after speaker names

Change the settings above to customize the transcript format.

CANCEL

DOWNLOAD

To establish uniformity, all downloaded transcripts for use in lieu of contact or interview narrative must:

1. Have continuous line numbering.
2. Have single spacing.
3. Have no indentation.
4. Show timestamps.
5. Show page numbers.
6. Have a line break between speakers.
7. Bold speaker names.
8. Have a colon after speaker names.



CSPD: AXON AUTO-TRANSCRIBE

Evidence Title: Axon+Body+4+Video+2024-12-10+1203+D01A8049S

This transcript has been verified by Koch, John (2308)

This transcript starts at Dec 10, 2024 12:03 PM -07:00 and is 7m 31s in length

This document was generated with assistance from Axon Auto-Transcribe, a tool that automatically generates audio transcripts. I have reviewed the document in detail, made any necessary edits, and believe it to be an accurate representation of the reported events.

- 1 [12:03 PM / 00:29]
- 2 **Speaker 1:** <silence>
- 3
- 4 [12:04 PM / 00:49]

The resulting
Word
document
transcript
must:

Include the Evidence Title (automatically generated)

Include who verified the transcript (automatically generated)

Include the date, time and length of the transcript (automatically generated)

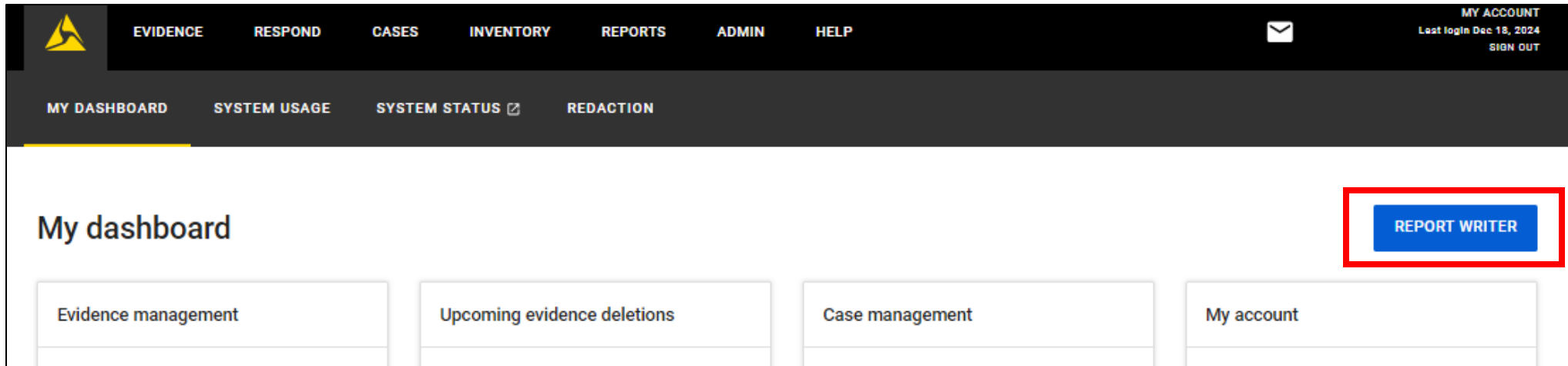
Include the standard Axon Auto-Transcribe acknowledgement (inserted by the submitting employee)



Axon Report Writer



CSPD: AXON REPORT WRITER



Axon Report Writer is available to all sworn and some civilian users. It provides:

1. A place to write and edit text for police reports, narratives, and other documents.
2. An imbedded dictation option for dictating text directly to your computer.
3. The native environment into which Draft One narratives are generated.





CSPD: AXON REPORT WRITER

The report window, dictation buttons and guide, and Draft One are available in Report Writer.

The screenshot shows the Axon Report Writer interface. At the top, there's a black header with a yellow logo on the left and 'Report Writer' with an information icon on the right. Below this is a light gray bar containing a blue 'START DICTATION' button, followed by the text 'or hold the ~ button to use push-to-talk', an information icon, and two links: 'FIND AND REPLACE' and 'CLEAR TEXT'. The main content area is divided into two sections. The left section is a large text input field with a gray border, containing the text 'Draft One' and 'Start typing...'. The right section is a white box with a gray border, titled 'Draft One', containing the text 'Generate a draft narrative from the audio recordings of your incident.' and a blue button labeled 'DRAFT ONE'.

To manually enter narrative, simply type in the report window.


*** You cannot save narrative content in Report Writer; you must copy it to another application like Microsoft Word or Mobile Field Reporter. ***






CSPD: AXON REPORT WRITER

To dictate narrative, click 'Start Dictation'. A guide is also available by clicking the 'i' button.



Report Writer ⓘ

START DICTATION

or hold the  button to use push-to-talk ⓘ

FIND AND REPLACE

CLEAR TEXT

Draft One

Start typing...

Draft One

Generate a draft narrative from the audio recording of this incident.

Dictation Guide

SAFER, EASIER, & FASTER WRITING

Speak the punctuation ("period new line")

Reduce background noise (turn the radio down)

Speak dates in long form ("December 19th comma 2024")

Voice Commands

Phrase	Result
Period	.
Comma	,
New line	line break
New paragraph	2x line break
Hyphen	-
Forward slash	/
Open parentheses. Close parentheses	()
Open quotes. Close quotes	" "
Exclamation point	!
Question mark	?





Axon Draft One



CSPD: AXON DRAFT ONE

Requirements for use of Draft One:

Employees must complete this training prior to using Draft One.

Employees must review and sign General Order 1904 in PowerDMS prior to using Draft One, and review the City Administrative Regulation included in this presentation.

Draft One may only be used for preparation of case or traffic crash reports or supplements, citations and citation affidavits, and Field Interview Reports.

Draft One may only be used on digital evidence, recordings, or other items an employee either: a) has complete personal knowledge of; or b) has reviewed in their entirety.

Any items on which Draft One is used will be placed into evidence.com under the appropriate retention category.

Use of Draft One for administrative purposes is prohibited.



CSPD: AXON DRAFT ONE

All documents with content generated by Draft One must include the following statement at the beginning of the document:

Draft One Acknowledgment (automated):

This document was generated with assistance from Draft One by Axon, an artificial intelligence tool. I have reviewed the document in detail, made any necessary edits, and believe it to be an accurate representation of the reported events.



CSPD: AXON DRAFT ONE

Axon Draft One is available in evidence.com for all sworn and some civilian users:

All Axon BWC recordings

All Axon Capture audio and video recordings with audio

All third-party audio and video recordings with audio



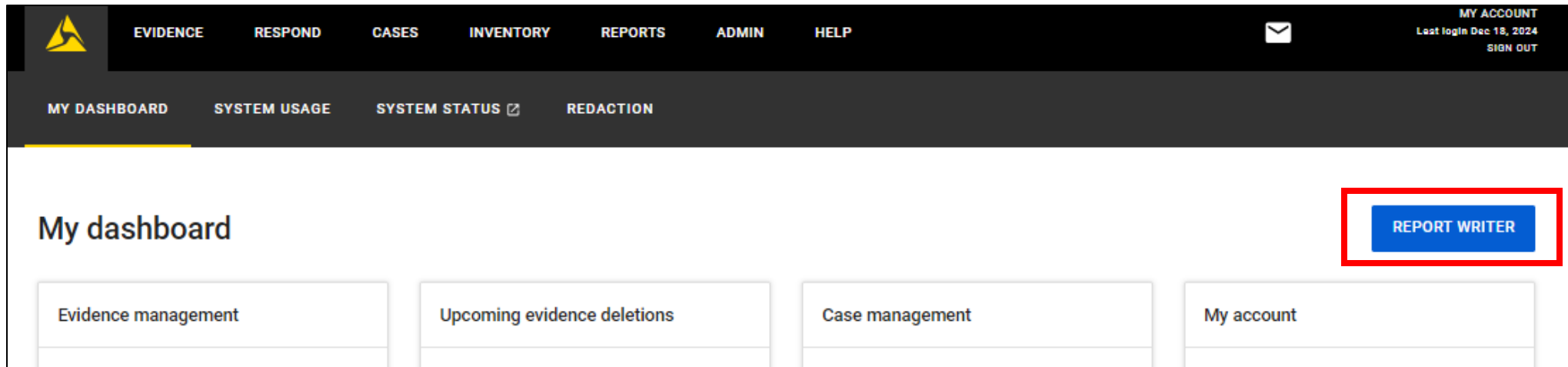
An item must have an initial automated transcript for Draft One to be available. Case numbers and retention categories should be added to these items per normal procedure.





CSPD: AXON DRAFT ONE

Access Draft One through the 'Report Writer' button on your main Axon dashboard:





CSPD: AXON DRAFT ONE

Select Evidence

×

Suggested

Search

Selected 3

ID

TITLE

RECORDED ON

Start

End

RESET FILTERS

	ID	Title	Owner	Recorded On	Duration	Status
<input checked="" type="checkbox"/>	2024-00...	Axon_Body_4_Vide...	Koch, John (2308)	Dec 9, 2024 8:21 ...	28m 50s	Available
<input type="checkbox"/>	2024-99...	Axon_Body_4_Vide...	Koch, John (2308)	Nov 29, 2024 7:59...	12m 52s	Available
<input type="checkbox"/>	-	Axon_Body_4_Vide...	Koch, John (2308)	Nov 17, 2024 1:33...	15m 6s	Available
<input type="checkbox"/>	-	Axon_Body_4_Vide...	Koch, John (2308)	Nov 17, 2024 12:1...	26m 50s	Available
<input checked="" type="checkbox"/>	2024-00...	20151226 - INTVW -...	Koch, John (2308)	Oct 21, 2024 9:32 ...	1h 11m 37s	Available
<input type="checkbox"/>	2024-00...	20151226 - INTVW -...	Koch, John (2308)	Oct 21, 2024 9:26 ...	1h 11m 37s	Available
<input type="checkbox"/>	2024-00...	20151226 - INTVW -...	Koch, John (2308)	Oct 21, 2024 9:26 ...	51m 32s	AUTO-TF
<input checked="" type="checkbox"/>	2024-00...	20151226 - INTVW -...	Koch, John (2308)	Oct 18, 2024 8:55 ...	1h 11m 37s	Available
<input type="checkbox"/>	2024-00...	20151226 - INTVW -...	Koch, John (2308)	Oct 18, 2024 8:55 ...	51m 32s	Available
<input type="checkbox"/>	2024-00...	20151225 - 911 Call...	Koch, John (2308)	Oct 18, 2024 8:55 ...	5m 47s	Available
<input type="checkbox"/>	2024-00...	20151225 - 911 Call...	Koch, John (2308)	Oct 18, 2024 8:55 ...	18m 21s	AUTO-TF

3 files selected

CONTINUE

Draft One has three tabs of evidence to select for Draft One generation: ‘Suggested’ items which are recordings within the last 24 hours; ‘Search’ items you can search for by case number, title, and date; and ‘Selected’ items based on what you choose.

Even if your Axon body camera has not been docked, the audio of your recording is sent to evidence.com and transcribed for use with Draft One within five minutes of the recording ending.

Select the item(s) you wish to include for Draft One report generation and click ‘Continue’. Multiple items may be selected.

Draft One is only available on your evidence items.





CSPD: AXON DRAFT ONE

Select all applicable 'Draft Characteristics' for the report you are generating:

1. 'Incident Type' should match, as closely as possible, the incident for which a draft narrative is being generated. You may select one or more options.
2. Select the 'Charge Severity' of this incident. You may select one or more options, but the highest-level charge must be selected.
3. Select whether an arrest was made.
4. Select the length/detail of the draft narrative. Currently, users are required to select 'More Detail' for any narrative generated, unless the system recommends a lower level due to recording length.
5. Click 'Generate Draft'.



Draft One

Draft Characteristics

1. Which incident type most closely matches the incident you're generating a narrative for?*

☒ Domestic Dispute

☐ Drug Related

☐ Fraud and Financial

☐ Impaired Driving

☐ Informational Report

☐ Missing Person

☐ Property Crime

☐ Public Disorder

☐ Sexual Offense

☐ Traffic Incident

☒ Violent Crime

☐ Warrants

2. What is the charge severity of this incident?*

☐ No Charge

☐ Infraction

☐ Misdemeanor

☒ Felony

3. Was an arrest made?*

☒ Yes

☐ No

4. How long would you like the draft to be?*

☐ Short
Around 200 words

☐ Standard
300-500 words

☒ More Detail
600-800 words

Word counts are approximate and may vary based on selected content.

BACK

GENERATE DRAFT



CSPD: AXON DRAFT ONE

Draft One will generate a report narrative based on the evidence you select.

Click 'Insert' to move the narrative into the Axon Report Writer.



Draft One



① Please review this draft carefully. It may be incomplete and/or contain factual errors. After inserting the draft into your report, make sure to fix any errors before submitting the report.

On October 18, 2024, at approximately 8:55 AM, I, Officer John Koch, conducted an interview with a suspect, Ty [INSERT last name], regarding an incident that occurred the previous night. [INSERT initial observations].

Upon entering the room, I identified myself as a detective with the Colorado Springs Police Department and presented my badge and ID to the suspect. Ty provided his full name as Ty Gray Wolf [INSERT last name], born on June 24, 1993. He stated that he resides at 1022 Alexander Road, Apartment 15, although he mentioned he is not officially supposed to be living there due to some unspecified rules. [INSERT observations about suspect's demeanor].

Ty admitted to consuming a significant amount of alcohol the previous night, specifically 1.75 liters of Castillos, which he purchased from Liquor Buys around 8:30-9:00 PM on Christmas Eve. He described himself as being extremely intoxicated, stating it was the second most drunk he had ever been. [INSERT observations about suspect's physical state].

During the interview, Ty mentioned several individuals who were present at the apartment: Zach Skaggs, Elizabeth Marie Owens (Libby), a black female with a weave, and Christopher Patterson (Kofi). He described the events leading up to the incident, stating that everyone went to sleep, but he heard the black female yelling and cursing. [INSERT observations about suspect's recollection].

Ty claimed to have woken up at his brother Bay's house, located down the street from his apartment. He did not remember how he got there but recalled entering his brother's shed and later knocking on his window. Ty then returned to his apartment, where he found the door unlocked and entered to gather some belongings. [INSERT observations about suspect's movements].

When questioned about the events in the bathroom, Ty admitted to hitting Libby multiple times on the head with his fists, estimating around 15 times with a force of about six on a scale of one to ten. He also mentioned that Libby was trying to clean up blood during the altercation. Ty expressed remorse and stated that he did not remember all the details but acknowledged that he might have lost control. [INSERT observations about suspect's emotional state].

Ty was informed that Libby had sustained severe injuries, including four fractured vertebrae, a broken nose, and a brain bleed, which caused her to go into labor. The child was reported to be alive and expected to be okay, while Libby would require time to recover. [INSERT observations about suspect's reaction].

I explained to Ty that he would be charged with first-degree assault and second-degree kidnapping, as witnesses reported that he had dragged Libby from one room to another during the altercation. Ty was advised that he would be booked into jail and would remain there until at least Monday due to the domestic violence charge. [INSERT observations about suspect's response].

Ty was given the opportunity to write a let




DISCARD

INSERT



CSPD: AXON DRAFT ONE

Axon Report Writer with inserted Draft One narrative:



Report Writer ⓘ

START DICTATION ⓘ or hold the ~ button to use push-to-talk ⓘ FIND AND REPLACE CLEAR TEXT

This document was generated with assistance from Draft One by Axon, an artificial intelligence tool. I have reviewed the document in detail, made any necessary edits, and believe it to be an accurate representation of the reported events.

On October 18, 2024, at approximately 8:55 AM, I, Officer John Koch, conducted an interview with a suspect, Ty [INSERT last name], regarding an incident that occurred the previous night. [INSERT initial observations].


Upon entering the room, I identified myself as a detective with the Colorado Springs Police Department and presented my badge and ID to the suspect. Ty provided his full name as Ty Gray Wolf [INSERT last name], born on June 24, 1993. He stated that he resides at 1022 Alexander Road, Apartment 15, although he mentioned he is not officially supposed to be living there due to some unspecified rules. [INSERT observations about suspect's demeanor].

Ty admitted to consuming a significant amount of alcohol the previous night, specifically 1.75 liters of Castillos, which he purchased from Liquor Buys around 8:30-9:00 PM on Christmas Eve. He described himself as being extremely intoxicated, stating it was the second most drunk he had ever been. [INSERT observations about suspect's physical state].

During the interview, Ty mentioned several individuals who were present at the apartment: Zach Skaggs, Elizabeth Marie Owens (Libby), a black female with a weave, and Christopher Patterson (Kofi). He described the events leading up to the incident, stating that everyone went to sleep, but he heard the black female yelling and cursing. [INSERT observations about suspect's recollection].

Ty claimed to have woken up at his brother Bay's house, located down the street from his apartment. He did not remember how he got there but recalled entering his brother's shed and later knocking on his window. Ty then returned to his apartment, where he found the door unlocked and entered to gather some belongings. [INSERT observations about suspect's movements].

Koch, John - 10/18/2024 2:55 PM
20151226 - INTVW - CHAVEZ Ty Graefox.mkv



Viewed by john.koch (coloradosprings.test@evidence.com) on 19 Dec 2024

< ▶ > 00:00:00 / 01:11:37

Click to search transcript... 🔍

car (15) phone (9) hurt (6) officer (6) child (5) stop (5)
apartment (4) +14

UNVERIFIED

2:55 PM / 00:03
! guess I need to push the button down before I come in. Huh?
You're like my name's John I can't hear you. Mommy say you



CSPD: AXON DRAFT ONE

I then proceeded to read Ty his Miranda rights, ensuring he agreed to speak with me. I asked Ty to recount the events of 25, 2023. Ty mentioned that he was at 1022 Alexander Skaggs, Elizabeth Marie Owens (Libby), a black female [INSERT any additional individuals present].



I then proceeded to read Ty his Miranda rights, ensuring he agreed to speak with me. I asked Ty to recount the events of 25, 2023. Ty mentioned that he was at 1022 Alexander Skaggs, Elizabeth Marie Owens (Libby), a black female. Ty said no other individuals were present.



 COPY TO CLIPBOARD

Once in the Axon Report Writer, you must:

1. Review the entire narrative for accuracy, thoroughness, correct spelling and grammar, proper names and other information, and report quality; and
2. Review and complete **ALL** 'INSERT' statements automatically placed by the system. Click on the statement to highlight and edit it; and
3. Insert any relevant observations or other information the system either did not include or that you have knowledge of (e.g., what you experienced with your senses, follow-up you conducted, etc.); and
4. Complete all edits and changes needed in the entire narrative; and
5. Click 'Copy to Clipboard' in the upper right corner.





CSPD: AXON DRAFT ONE

I then proceeded to read Ty his Miranda rights, ensuring he agreed to speak with me. I asked Ty to recount the events of 25, 2023. Ty mentioned that he was at 1022 Alexander Skaggs, Elizabeth Marie Owens (Libby), a black female
[INSERT any additional individuals present].



I then proceeded to read Ty his Miranda rights, ensuring he agreed to speak with me. I asked Ty to recount the events of 25, 2023. Ty mentioned that he was at 1022 Alexander Skaggs, Elizabeth Marie Owens (Libby), a black female
Ty said no other individuals were present.



 COPY TO CLIPBOARD

Addressing 'Insert Statements' and adding content Draft One does not know or recognize are key parts of your review process.

'Insert Statements' are automatically placed by Draft One and suggest additional information that may be added to or needed in your report. All of these must be reviewed and addressed before you can copy a narrative to your clipboard.

Also, Draft One does not know what you know through experience, prior calls, or other follow-up not audibly captured on your recording. Examples include:

- Your prior knowledge of a victim or suspect.
- What you researched on your computer.
- What you saw, smelled, heard, etc. while on a call.

Draft One does not know what is or is not relevant or important on your recording. Only you know that, and your report must be thorough and accurate.



CSPD: AXON DRAFT ONE

To complete the narrative and have it available to place into Mobile, a Word document, or other location, you must review the acknowledgment, type your name in as it appears in the bar at the bottom of the narrative block, and click 'Copy'.

The narrative is then ready for use.

I explained to Ty that he would be charged with first-degree assault and second-degree kidnapping, as witnesses reported that he had dragged Libby from one room to another during the altercation. Ty was advised that he would be booked into jail and would remain there until at least Monday due to the domestic violence charge.

Ty was given the opportunity to write a letter to Libby, which he completed. I then took photographs of Ty to document his physical state and collected a DNA sample with his consent.

IMPORTANT: This document was generated with assistance from Draft One by Axon, an artificial intelligence tool. I have reviewed the document in detail, made any necessary edits, and believe it to be an accurate representation of the reported events.

John Koch

Type name "John Koch" to sign off on the statement above.

You may need to scroll down to review and sign before copying the report.

CANCEL

COPY





CSPD: AXON DRAFT ONE

Key points about Draft One:

1. Draft One narratives are based solely on audio input. The more you narrate what you are doing and communicate your thoughts, intentions, and actions, the more detailed your draft narratives will be.
2. Draft One is not a substitute for human knowledge, intelligence, judgment, critical thinking, etc. It does not analyze video footage, cannot see or hear or smell or taste what you do, and will not report observations.
3. Draft One produces police reports in a single voice, making officers sound similar. Ensure you understand the vocabulary, sentence structure, and information provided in the reports you submit.





Courtroom Testimony, Important Considerations, & Technical Support



CSPD: COURTROOM TESTIMONY

It is possible you will be questioned or challenged on the Draft One system. Important things to remember during your testimony:

1. Draft One ONLY produces draft narrative documentation based on audio input.
2. Draft One cannot review video or make human sense observations or decisions.
3. Draft One does not and cannot make recommendations on police action, law enforcement decisions, statutory violations, etc.
4. A human being – you – must directly interact with the system, review the Draft One narrative, make edits, and sign an acknowledgment of full review prior to the narrative being available for use.
5. If there are questions about what is in a Draft One report, the audio recording from which it was generated is available in digital evidence storage.
6. The system cannot generate or provide reports without human request and interaction.
7. You ultimately reviewed the report, confirmed it was accurate, and submitted it – which review is critical.





CSPD: IMPORTANT CONSIDERATIONS

Use of artificial intelligence and machine learning systems comes with important considerations. You must remain mindful of potential pitfalls and consequences of inattentive use, including:

1. Poor review of a report leading to inaccurate sworn testimony or documentation presented in a court of law;
2. Internal department discipline;
3. Administrative, civil, and criminal penalties for inaccurately reported information or testimony; and
4. Involvement in lawsuits, depositions, and civil liability.
5. The hazards of using the system to create a narrative long after a contact occurred – do you remember the details of what the system documents? You are responsible for the content.

The bottom line: these systems are meant to assist you with your job, not do it for you. You are responsible for the accuracy, quality, and thoroughness of your documentation.

This tool has the potential to dramatically improve our efficiency. Use it with care, consideration,





CSPD: TECHNICAL SUPPORT

Technical Support

Users needing assistance with Draft One should contact any member of the Tech Team during business hours.

If assistance is urgent and after hours or on the weekend, please follow the standard Tech Team on-call procedure.

Do not contact City IT, as they do not have access to our Axon environment and are not trained in the system.

User Feedback, Suggestions, & Questions

Please e-mail Sgt. Tollefson and Cmdr. Koch if you have any feedback, questions, or suggestions regarding these programs.

We will publish the feedback and questions to everyone in early February 2025.





Axon Auto-Transcribe, Report Writer & Draft One

Policy & Usage Requirements

Q1 2025

